

Kanqvist

FIND YOUR RING SIZE

1. Find a ring you already have and that fits you well.
2. Print the ring size chart and place your ring on the circles. Remember to print it out in actual size. Double check if the measurements match the numbers on the paper.
3. The diameter of the circle must match the inner circumference of your ring.



48



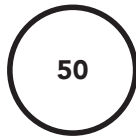
15.3mm



49



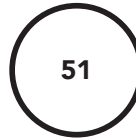
15.7mm



50



15.9mm



51



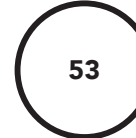
16.3mm



52



16.5mm



53



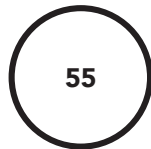
16.9mm



54



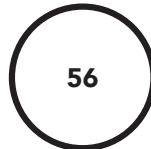
17.3mm



55



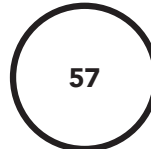
17.5mm



56



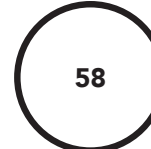
17.9mm



57



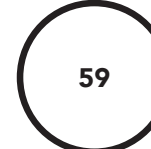
18.1mm



58



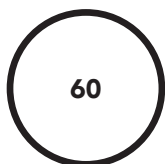
18.5mm



59



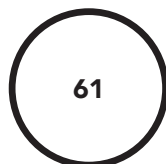
18.8mm



60



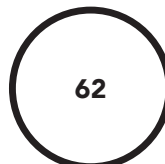
19.2mm



61



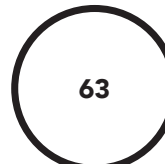
19.4mm



62



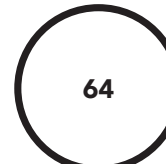
19.8mm



63



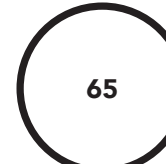
20.2mm



64



20.4mm



65



20.8mm



5cm
(Control mark)